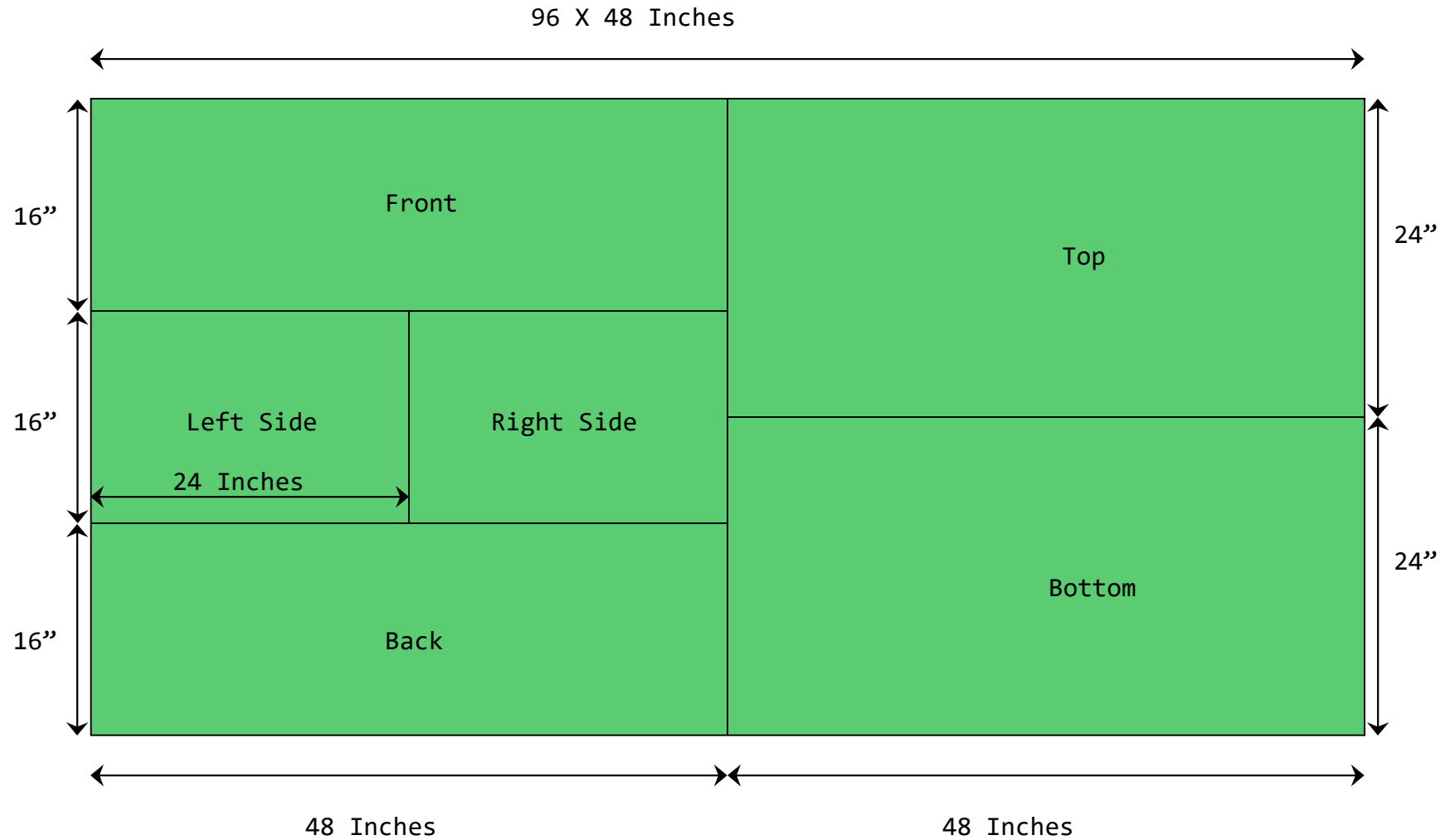


12" = 1" on all pages

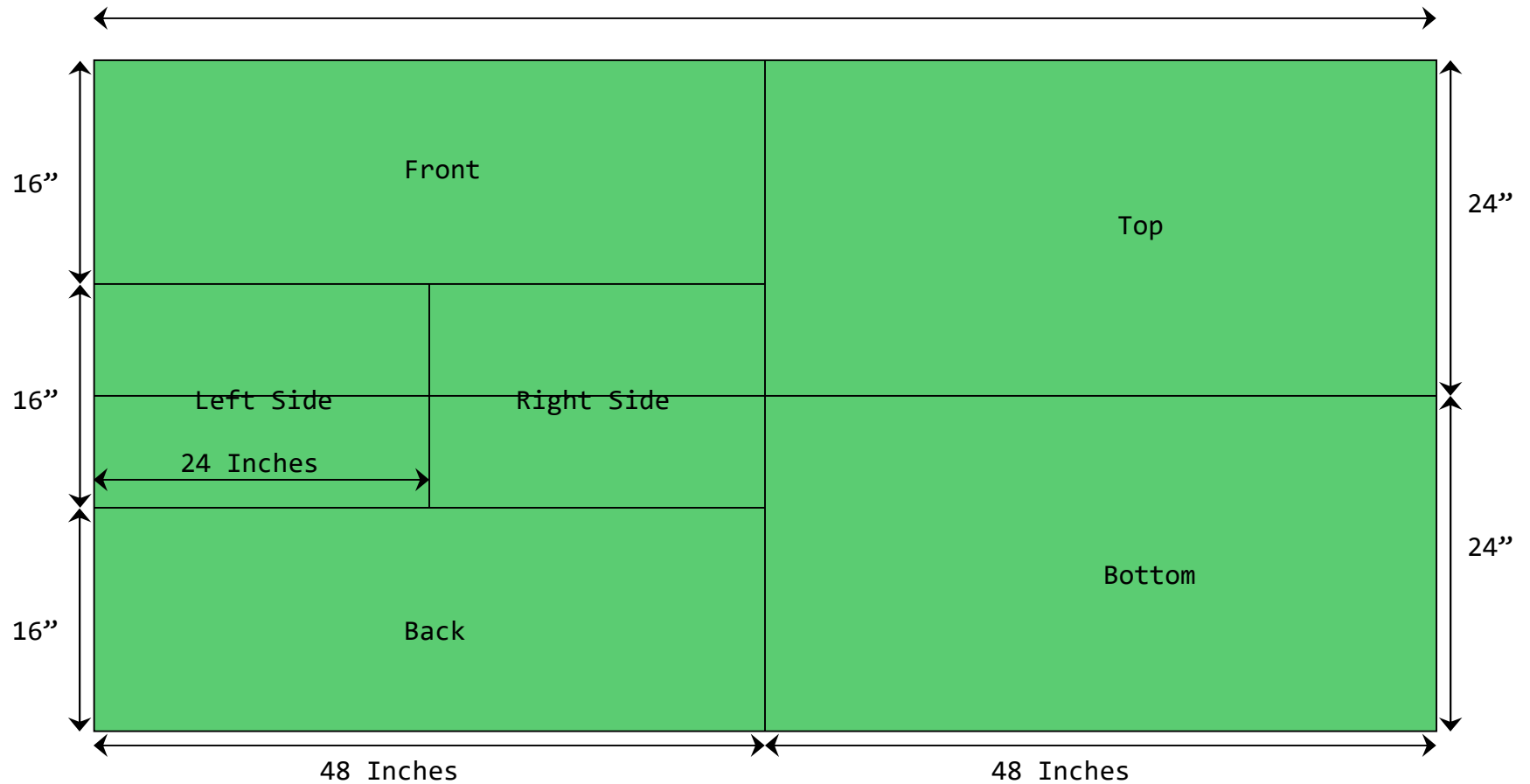


The Correct Way To Cut Your 8 Foot by 4 Foot Sheet Of Plywood:

Cut the board into two 48 inch by 48 inch sections. Cut one of those 48" square boards in half into two 48" by 24" pieces. The other 48" board cut into three 48" by 16" boards. Finally cut one of the 48" by 16" boards in half into two 48" by 16" boards.

12" = 1" on all pages

96 X 48 Inches

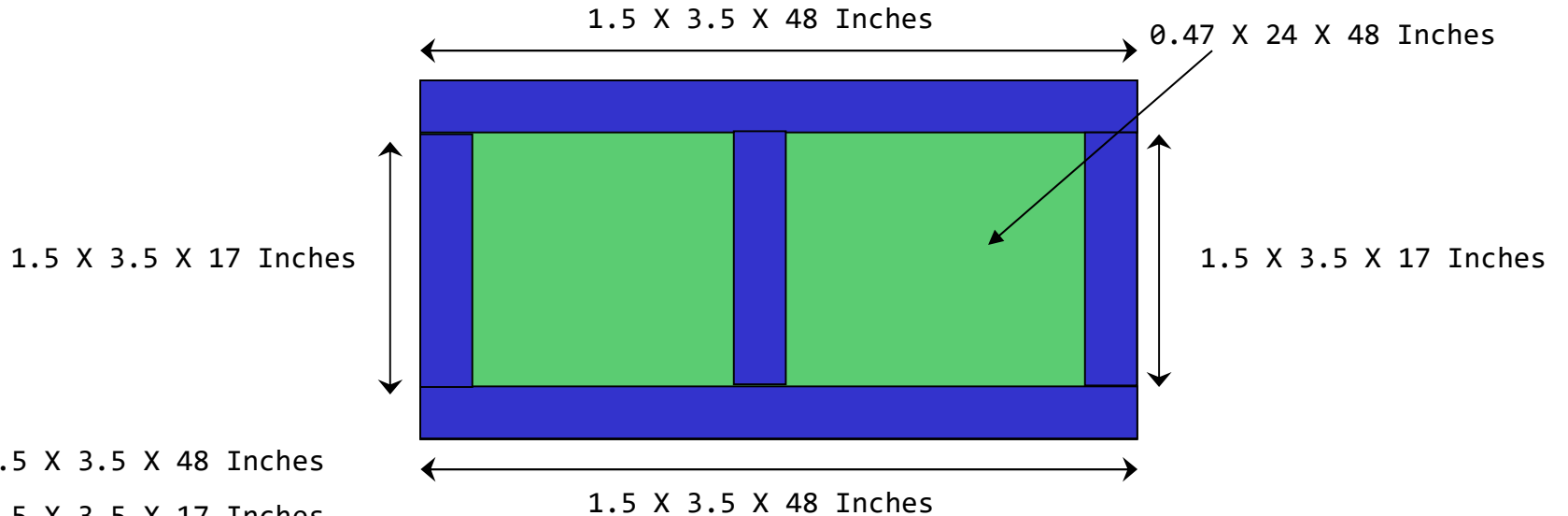


The Incorrect Way To Cut Your 8 Foot by 4 Foot Sheet Of Plywood:

Cut the board into two 48 inch by 48 inch sections. Cut both of those 48" square boards in half into four 48" by 24" pieces. Cut 8" off of two of the 48" by 24" pieces, leaving you 2 ea. 48" by 16" pieces and 2 ea. 48" by 8" pieces. Now cut the 48" by 8" pieces in half giving you 4 Ea 24" by 8" pieces. Two of these 24" by 8" pieces will make the left and right sides of the box. Why? Because when I bought the plywood, I knew it wouldn't fit in the car and I asked the guy at the store to cut it. I wasn't thinking and I asked him to cut the board in half lengthwise and in half down the width giving me 4 Ea. 48" by 24" pieces. D'oh!

12" = 1" on all pages

Top



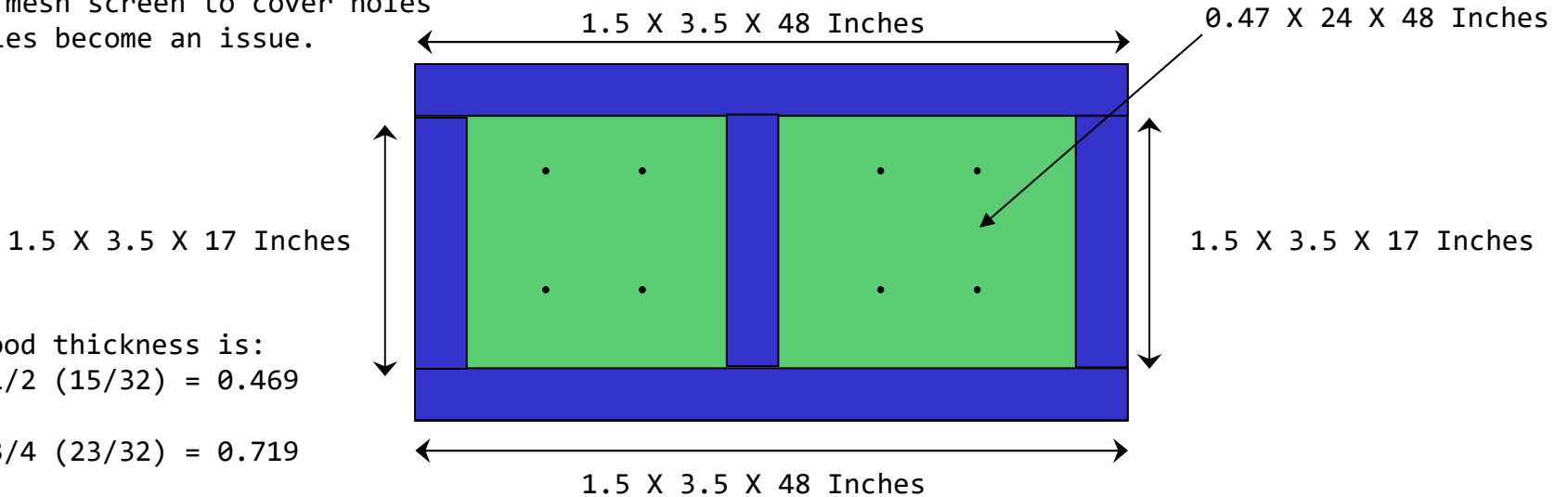
4 Ea. 1.5 X 3.5 X 48 Inches

6 Ea. 1.5 X 3.5 X 17 Inches

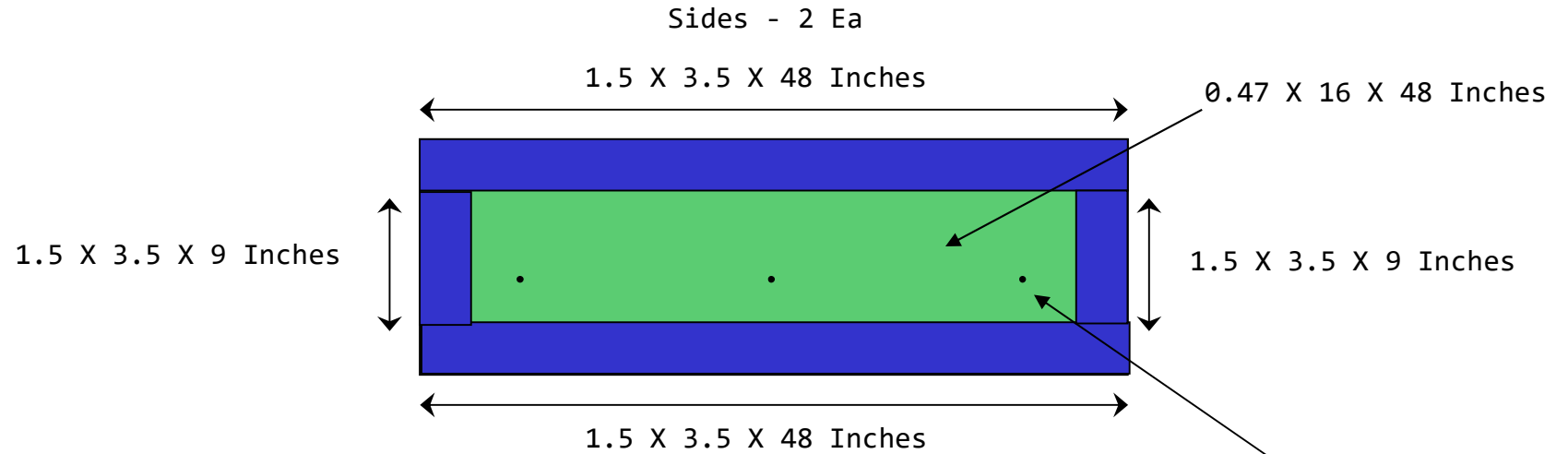
2 Ea. 0.47 X 24 X 48 Inches CDX or BC Plywood, exterior grade good one side

Small mesh screen to cover holes
If flies become an issue.

Bottom - 12 ea 3/8" to 1/2" holes cut in bottom for drainage



Plywood thickness is:
CDX 1/2 (15/32) = 0.469
or
CDX 3/4 (23/32) = 0.719



3 ea 3/8" to 1/2" holes cut in back panel for aeration

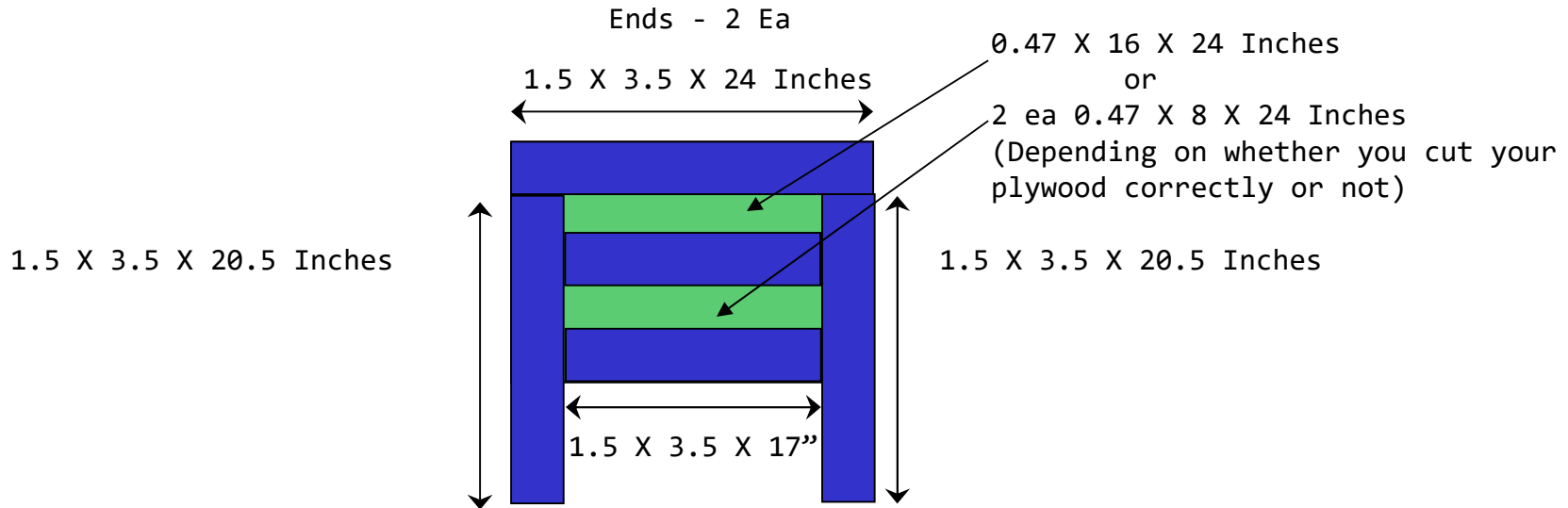
4 Ea. 1.5 X 3.5 X 48 Inches

4 Ea. 1.5 X 3.5 X 9 Inches

2 Ea. 0.47 X 24 X 48 Inches CDX or BC Plywood, exterior grade good one side

Maybe:

Small mesh screen to cover holes 3 ea 1/2" holes cut in back panel for aeration if flies become an issue.

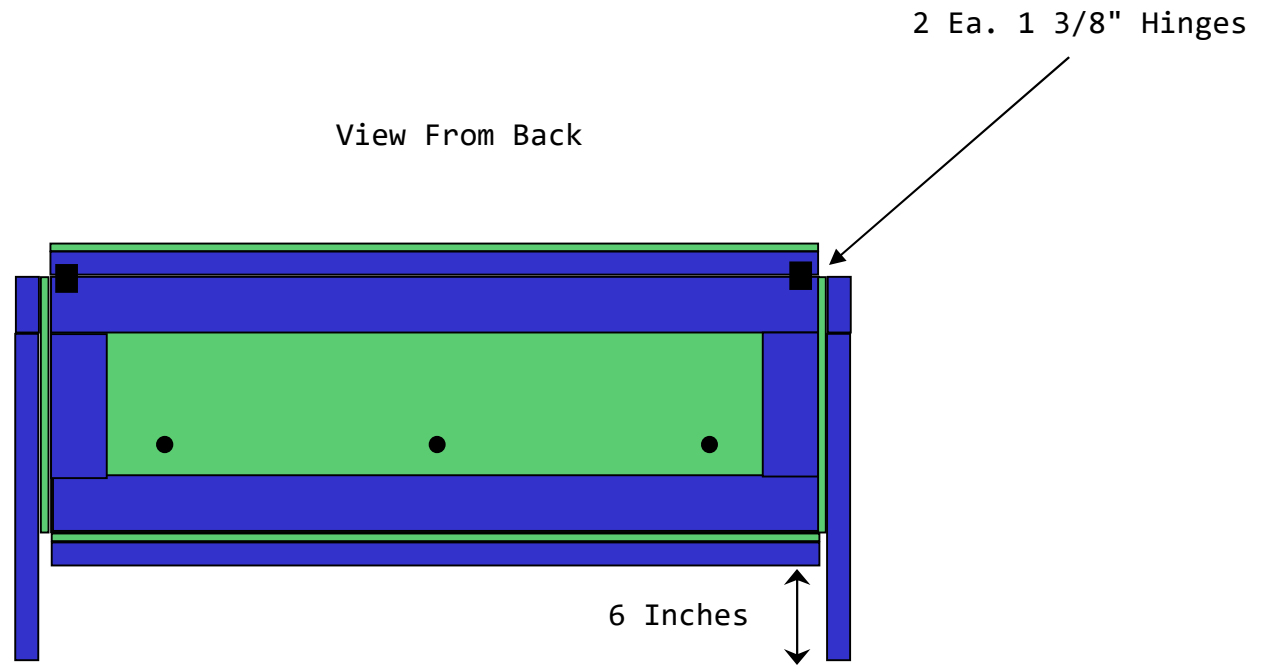


2 Ea. 1.5 X 3.5 X 24 Inches

4 Ea. 1.5 X 3.5 X 17 Inches (You will only need 2 Ea of these if you cut your plywood correctly)

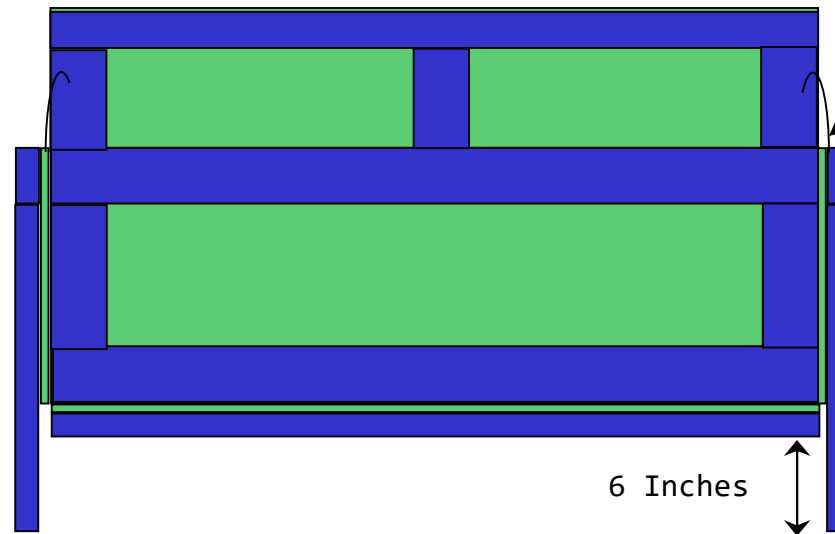
4 Ea. 1.5 X 3.5 X 20.5 Inches

1 Ea. 0.47 X 16 X 24 Inches CDX or BC Plywood, exterior grade good one side



View From Front, lid slightly open

2 Ea. Chains with eye hooks to hold Lid when open



Note:

For the chains to hold lid open, the chains must be at least 2.9 feet long (Square root of (a squared + b squared) where a=length of bottom surface, b=length of lid).

You will also need four #4 screw eyes and four 1/8" "quick links":

